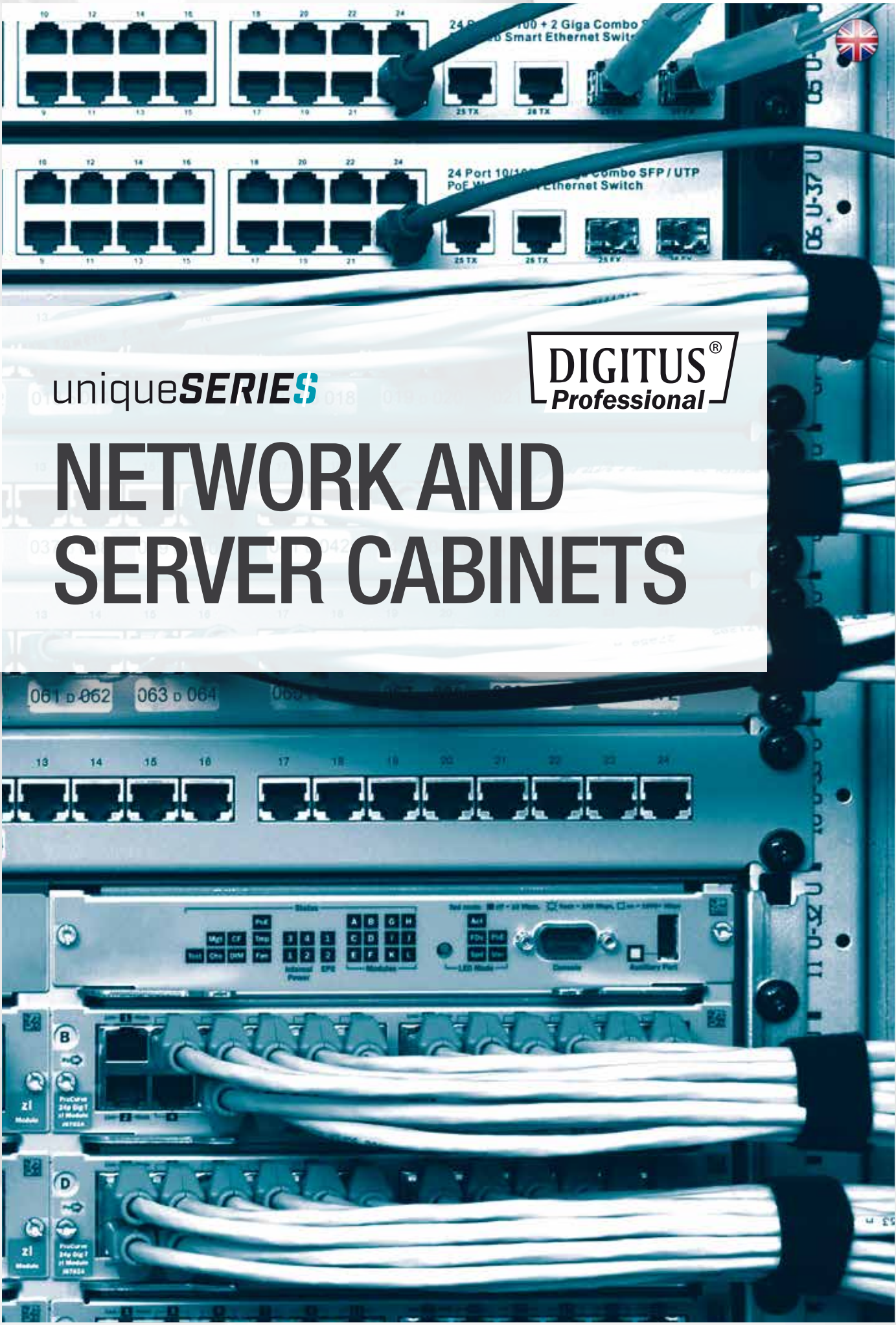




unique**SERIES**

DIGITUS[®]
Professional

NETWORK AND SERVER CABINETS



Construction of the Network and Server Cabinet of the Unique Series

The cabinets of the Unique Series are made out of 2 mm steel sheet metal and can be delivered in various colors. The color is created by powder coating. RAL 7035 and RAL 9005 are standard colors. The robust steel construction provides very good stability, a capacity of up to 1000 kg can be reached with the appropriate construction.

A minimum number of welded seams allows the cabinets to be completely **dismantled** in order to reach set-up locations which are difficult to reach. Simple dismantling of the front and rear doors allows the stop to be changed without any trouble so that the existing door can also be exchanged with other alternatives: Double opening, glass door or perforated.

The cabinets are provided with **ventilated roofs** facilitate air circulation and can be easily and quickly extended by adding prefabricated, built in air vane modules and thermostats for active ventilation. 483 mm (19") angular profiles installed at the back and front together with 3 to 4 pairs of depth support bars allow extensive development with 483 mm (19") products and give the opportunity of a clearly extended load capacity.

There are up to **2 options for the cable supply**, protected by brush strips in the roof area, in the base and also at the back offer comfortable cable arrangement opportunities for many ranges of use. These are also extended by using cable ducts with front panels installed on the right and left hand side for cabinets with a width of 800 mm. Extensive accessories for the cable arrangement, storage, active ventilation, air extraction, additional construction and extension parts help to meet the many requirements and uses in daily use.

Network Cabinet Unique Series

600, 800 mm width - 600, 800, 1000, 1200 mm depth



Construction Network Cabinet Unique Series // 600 mm width

Height unit	22U	26U	32U	36U	42U	47U
Height	1164	1342	1609	1787	2053	2275
Width	600	600	600	600	600	600
Depth	600, 800	600,800, 1000	600, 800	600, 800	600, 800, 1000, 1200	600, 800, 1000, 1200
Standard color	Grey (RAL 7035)	Grey (RAL 7035)	Grey (RAL 7035)	Grey (RAL 7035)	Grey (RAL 7035)	Grey (RAL 7035)
Load capacity	800 kg	800 kg	800 kg	800 kg	800 kg	800 kg
Safety class	IP20	IP20	IP20	IP20	IP20	IP20

Delivery content						
Front door with safety glass, lockable, with swing lever, single opening	1	1	1	1	1	1
Front door with 63% perforation, lockable, with swing lever, single opening	-	-	-	-	-	-
Rear door, steel, lockable, single opening	1	1	1	1	1	1
Rear door, steel, lockable, double opening	-	-	-	-	-	-
Rear door with 63% perforation, lockable, with swing lever, double opening	-	-	-	-	-	-
Lockable side panels, detachable, single piece	2	2	2	2	2	2
Lockable side panels, detachable, double	-	-	-	-	-	-
483 mm (19") profile rails, mounted in the front	2	2	2	2	2	2
483 mm (19") profile rails, mounted in the back	2	2	2	2	2	2
Depth support bars	-	2	4	4	4	4
Roof, ready for fan units	1	1	1	1	1	1
Roof with cable brush entries left + right, ready for fan units	-	-	-	-	-	-
Bottom with sliding cable entry	1	1	1	1	1	1
Bottom with sliding cable entry and cable brush entries left + right	-	-	-	-	-	-
Leveling feet	4	4	4	4	4	4
Castor set, 2 pieces lockable	-	-	-	-	-	-
Cable management ducts in the front, complete height	-	-	-	-	-	-
Screw installation set	1	1	1	1	1	1

Construction Network Cabinet Unique Series // 800 mm width

Height unit	22U	26U	32U	36U	42U	47U
Height	1164	1342	1609	1787	2053	2275
Width	800	800	800	800	800	800
Depth	800	800, 1000	800	800	800, 1000, 1200	800, 1000, 1200
Standard color	Grey (RAL 7035)	Grey (RAL 7035)	Grey (RAL 7035)	Grey (RAL 7035)	Grey (RAL 7035)	Grey (RAL 7035)
Load capacity	800 kg	800 kg	800 kg	800 kg	800 kg	800 kg
Safety class	IP20	IP20	IP20	IP20	IP20	IP20

Delivery content

Front door with safety glass, lockable, with swing lever, single opening	1	1	1	1	1	1
Front door with 63% perforation, lockable, with swing lever, single opening	-	-	-	-	-	-
Rear door, steel, lockable, single opening	-	-	-	-	-	-
Rear door, steel, lockable, double opening	1	1	1	1	1	1
Rear door with 63% perforation, lockable, with swing lever, double opening	-	-	-	-	-	-
Lockable side panels, detachable, single piece	1	1	1	1	1	1
Lockable side panels, detachable, double	-	-	-	-	-	-
483 mm (19") profile rails, mounted in the front	2	2	2	2	2	2
483 mm (19") profile rails, mounted in the back	2	2	2	2	2	2
Depth support bars	-	2	4	4	4	4
Roof, ready for fan units	-	-	-	-	-	-
Roof with cable brush entries left + right, ready for fan units	1	1	1	1	1	1
Bottom with sliding cable entry	-	-	-	-	-	-
Bottom with sliding cable entry and cable brush entries left + right	1	1	1	1	1	1
Leveling feet	4	4	4	4	4	4
Castor set, 2 pieces lockable	-	-	-	-	-	-
Cable management ducts in the front, complete height	-	-	2	2	2	2
Screw installation set	1	1	1	1	1	1

Network Cabinet Unique Series

600, 800 mm width - 600, 800, 1000, 1200 mm depth


The Network Cabinets of the Unique Series are designed and produced for the high requirements of the IT infrastructure and cabling. With optimizations that series provides an optimum performance between quality and added value. Each cabinet is designed with strength, ease of use and aesthetics in mind.



Main Features

- Safety class IP20
- Complete metal frame front door with safety glass
- Lock system with pivot lever on front- and rear door (ready for profile half cylinder)
- 120° door opening angle on front- and rear doors
- Double wing opening rear door (800 mm width cabinets); Single opening rear door (600 mm width cabinets)
- 1-point-locking-mechanism on all doors
- Side panels are lockable and removable
- Incl. 4 pieces of leveling feet already pre-configured under the cabinet
- 483 mm (19") profile rails mounted on the front- and rear side inside of the cabinet, galvanized
- 483 mm (19") profile rails are adjustable in depth and with height unit marking
- Load capacity of 483 mm (19") profile rails: 800 kg
- 1.5 mm strong steel sheet
- High frame rigidity due to special plate-curving-technique
- Built-in depth support bars (on cabinets from 26U) for more stability
- 800 mm width cabinets from 32U upwards are equipped with vertical cable management ducts in the front
- Sliding cable entry with rubber sealing on the base
- Roof and base with brushed cable entries left and right (on cabinets from 800 mm width)
- Cable entry with brush strip at the top and bottom of the cabinet rear wall (on cabinets from 26U)
- Special roof construction for fan unit
- Several earthing points for rack components
- Rack is completely mounted
- Standard color: Grey (RAL 7035) and black (RAL 9005); other colors available on request

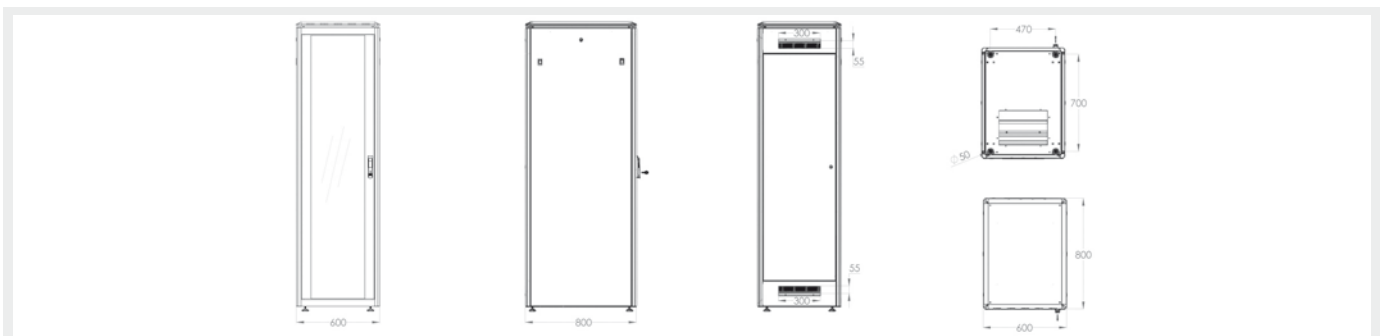
483 mm (19") Network Cabinet Unique Series // 600x600 mm (WxD)



Product number information Network Cabinet Unique Series // 600x600 mm (WxD)

Item code	EAN code	U	Color	RAL	Height (mm)	Width (mm)	Depth (mm)	Net weight (kg)	Load capacity (kg)
DN-19 22U-6/6-1	4016032331100	22	Grey	RAL 7035	1164	600	600	47,9	800
DN-19 22U-6/6-B-1	4016032332220	22	Black	RAL 9005	1164	600	600	47,9	800
DN-19 26U-6/6-1	4016032331131	26	Grey	RAL 7035	1342	600	600	52,7	800
DN-19 26U-6/6-B-1	4016032343592	26	Black	RAL 9005	1342	600	600	52,7	800
DN-19 32U-6/6-1	4016032331049	32	Grey	RAL 7035	1609	600	600	60,9	800
DN-19 32U-6/6-B-1	4016032337959	32	Black	RAL 9005	1609	600	600	60,9	800
DN-19 36U-6/6-1	4016032332299	36	Grey	RAL 7035	1787	600	600	66,3	800
DN-19 36U-6/6-B-1	4016032332305	36	Black	RAL 9005	1787	600	600	66,3	800
DN-19 42U-6/6-1	4016032331179	42	Grey	RAL 7035	2053	600	600	73,7	800
DN-19 42U-6/6-B-1	4016032353317	42	Black	RAL 9005	2053	600	600	73,7	800
DN-19 47U-6/6-1	4016032332657	47	Grey	RAL 7035	2275	600	600	80	800
DN-19 47U-6/6-B-1	4016032332664	47	Black	RAL 9005	2275	600	600	80	800

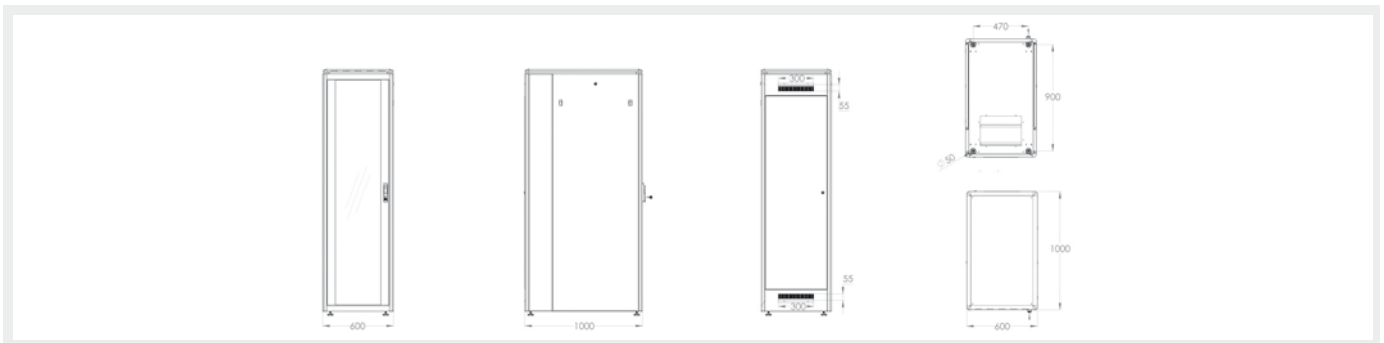
483 mm (19") Network Cabinet Unique Series // 600x800 mm (WxD)



Product number information Network Cabinet Unique Series // 600x800 mm (WxD)

Item code	EAN code	U	Color	RAL	Height (mm)	Width (mm)	Depth (mm)	Net weight (kg)	Load capacity (kg)
DN-19 22U-6/8-1	4016032331117	22	Grey	RAL 7035	1164	600	800	64,2	800
DN-19 22U-6/8-B-1	4016032332244	22	Black	RAL 9005	1164	600	800	64,2	800
DN-19 26U-6/8-1	4016032331148	26	Grey	RAL 7035	1342	600	800	69,8	800
DN-19 26U-6/8-B-1	4016032332268	26	Black	RAL 9005	1342	600	800	69,8	800
DN-19 32U-6/8-1	4016032331155	32	Grey	RAL 7035	1609	600	800	79,9	800
DN-19 32U-6/8-B-1	4016032332282	32	Black	RAL 9005	1609	600	800	79,9	800
DN-19 36U-6/8-1	4016032332312	36	Grey	RAL 7035	1787	600	800	86,4	800
DN-19 36U-6/8-B-1	4016032381105	36	Black	RAL 9005	1787	600	800	86,4	800
DN-19 42U-6/8-1	4016032331056	42	Grey	RAL 7035	2053	600	800	90	800
DN-19 42U-6/8-B-1	4016032332435	42	Black	RAL 9005	2053	600	800	90	800
DN-19 47U-6/8-1	4016032149132	47	Grey	RAL 7035	2275	600	800	99,9	800
DN-19 47U-6/8-B-1	4016032377955	47	Black	RAL 9005	2275	600	800	99,9	800

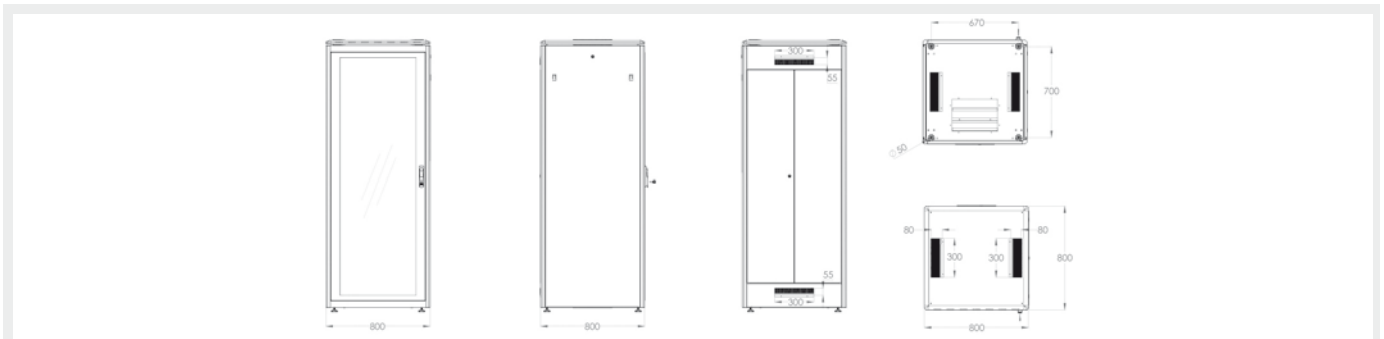
483 mm (19") Network Cabinet Unique Series // 600x1000 mm (WxD)



Product number information Network Cabinet Unique Series // 600x1000 mm (WxD)

Item code	EAN code	U	Color	RAL	Height (mm)	Width (mm)	Depth (mm)	Net weight (kg)	Load capacity (kg)
DN-19 26U-6/10-1	4016032332251	26	Grey	RAL 7035	1342	600	1000	77	800
DN-19 26U-6/10-B-1	4016032377962	26	Black	RAL 9005	1342	600	1000	77	800
DN-19 42U-6/10-1	4016032332381	42	Grey	RAL 7035	2053	600	1000	107	800
DN-19 42U-6/10-B-1	4016032332398	42	Black	RAL 9005	2053	600	1000	107	800
DN-19 47U-6/10-1	4016032332640	47	Grey	RAL 7035	2275	600	1000	116	800
DN-19 47U-6/10-B-1	4016032377979	47	Black	RAL 9005	2275	600	1000	116	800

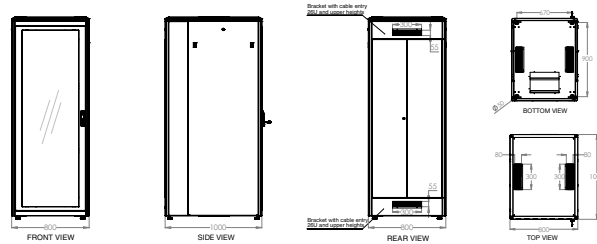
483 mm (19") Network Cabinet Unique Series // 800x800 mm (WxD)



Product number information Network Cabinet Unique Series // 800x800 mm (WxD)

Item code	EAN code	U	Color	RAL	Height (mm)	Width (mm)	Depth (mm)	Net weight (kg)	Load capacity (kg)
DN-19 22U-8/8-1	4016032331124	22	Grey	RAL 7035	1164	800	800	68	800
DN-19 22U-8/8-B-1	4016032344322	22	Black	RAL 9005	1164	800	800	68	800
DN-19 26U-8/8-1	4016032353515	26	Grey	RAL 7035	1342	800	800	81	800
DN-19 26U-8/8-B-1	4016032377986	26	Black	RAL 9005	1342	800	800	81	800
DN-19 32U-8/8-1	4016032331162	32	Grey	RAL 7035	1609	800	800	96	800
DN-19 32U-8/8-B-1	4016032343394	32	Black	RAL 9005	1609	800	800	96	800
DN-19 36U-8/8-1	4016032332329	36	Grey	RAL 7035	1787	800	800	110	800
DN-19 36U-8/8-B-1	4016032332336	36	Black	RAL 9005	1787	800	800	110	800
DN-19 42U-8/8-1	4016032334217	42	Grey	RAL 7035	2053	800	800	129	800
DN-19 42U-8/8-B-1	4016032343585	42	Black	RAL 9005	2053	800	800	129	800
DN-19 47U-8/8-1	4016032166740	47	Grey	RAL 7035	2275	800	800	143	800
DN-19 47U-8/8-B-1	4016032377993	47	Black	RAL 9005	2275	800	800	143	800

483 mm (19") Network Cabinet Unique Series // 800x1000 mm (WxD)



Product number information Network Cabinet Unique Series // 800x1000 mm (WxD)

Item code	EAN code	U	Color	RAL	Height (mm)	Width (mm)	Depth (mm)	Net weight (kg)	Load capacity (kg)
DN-19 26U-8/10-1	4016032341161	26	Grey	RAL 7035	1342	800	1000	88	800
DN-19 26U-8/10-B-1	4016032370789	26	Black	RAL 9005	1342	800	1000	88	800
DN-19 42U-8/10-1	4016032331186	42	Grey	RAL 7035	2053	800	1000	145	800
DN-19 42U-8/10-B-1	4016032332442	42	Black	RAL 9005	2053	800	1000	145	800
DN-19 47U-8/10-1	4016032353522	47	Grey	RAL 7035	2275	800	1000	159	800
DN-19 47U-8/10-B-1	4016032378006	47	Black	RAL 9005	2275	800	1000	159	800

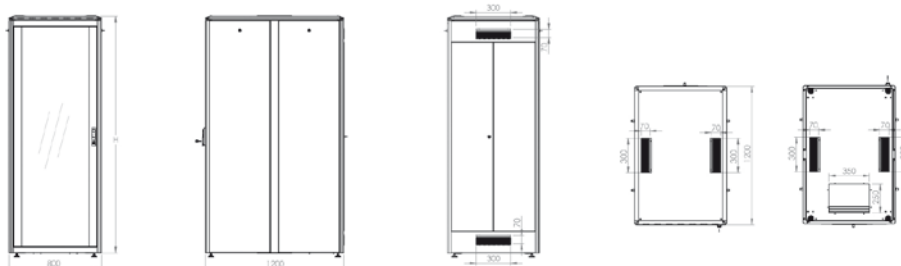
483 mm (19") Netzwerkschrank Unique Serie // 600x1200 mm (BxT)



Product number information Network Cabinet Unique Series // 600x1200 mm (WxD)

Item code	EAN code	U	Color	RAL	Height (mm)	Width (mm)	Depth (mm)	Net weight (kg)	Load capacity (kg)
DN-19 42U-6/12-1	4016032364252	42	Grey	7035	2053	600	1200	133	800
DN-19 42U-6/12-1B	4016032364269	42	Black	9005	2053	600	1200	133	800
DN-19 47U-6/12-1	4016032364283	47	Grey	7035	2275	600	1200	149	800
DN-19 47U-6/12-1B	4016032364290	47	Black	9005	2275	600	1200	149	800

483 mm (19") Netzwerkschrank Unique Serie // 800x1200 mm (BxT)



Product number information Network Cabinet Unique Series // 800x1200 mm (WxD)

Art.-Nr.	EAN code	U	Color	RAL	Height (mm)	Width (mm)	Depth (mm)	Net weight (kg)	Load capacity (kg)
DN-19 42U-8/12-1	4016032361879	42	Grey	7035	2053	800	1200	152	800
DN-19 42U-8/12-1B	4016032364276	42	Black	9005	2053	800	1200	152	800
DN-19 47U-8/12-1	4016032364306	47	Grey	7035	2275	800	1200	169	800
DN-19 47U-8/12-1B	4016032364313	47	Black	9005	2275	800	1200	169	800

Construction Server Cabinet Unique Series // 600 mm width

Height unit	26U	36U	42U	47U
Height	1260	1705	1970	2192
Width	600	600	600	600
Depth	1000	1000	1000, 1200	1000, 1200
Standard color	Grey (RAL 7035)	Grey (RAL 7035)	Grey (RAL 7035)	Grey (RAL 7035)
Load capacity	1000 kg	1000 kg	1000 kg	1000 kg
Safety class	IP 20	IP 20	IP 20	IP 20

Delivery content

Front door with safety glass, lockable, with swing lever, single opening	-	-	-	-
Front door with 63% perforation, lockable, with swing lever, single opening	1	1	1	1
Rear door, steel, lockable, single opening	-	-	-	-
Rear door, steel, lockable, double opening	-	-	-	-
Rear door with 63% perforation, lockable, with swing lever, double opening	1	1	1	1
Lockable side panels, detachable, single piece	-	-	-	-
Lockable side panels, detachable, double	1	1	1	1
483 mm (19") profile rails, mounted in the front	4	4	4	4
483 mm (19") profile rails, mounted in the back	4	4	4	4
Depth support bars	3	4	4	4
Roof, ready for fan units	-	-	-	-
Roof with cable brush entries left + right, ready for fan units	1	1	1	1
Bottom with sliding cable entry	-	-	-	-
Bottom with sliding cable entry and cable brush entries left + right	1	1	1	1
Leveling feet	4	4	4	4
Castor set, 2 pieces lockable	4	4	4	4
Cable management ducts in the front, complete height	-	-	-	-
Screw installation set	1	1	1	1

Construction Server Cabinet Unique Series // 800 mm width

Height unit	42U	47U
Height	1970	2192
Width	800	800
Depth	1000, 1200	1000, 1200
Standard color	Grey (RAL 7035)	Grey (RAL 7035)
Load capacity	1000 kg	1000 kg
Safety class	IP20	IP20

Delivery content

Front door with safety glass, lockable, with swing lever, single opening	-	-
Front door with 63% perforation, lockable, with swing lever, single opening	1	1
Rear door, steel, lockable, single opening	-	-
Rear door, steel, lockable, double opening	-	-
Rear door with 63% perforation, lockable, with swing lever, double opening	1	1
Lockable side panels, detachable, single piece	-	-
Lockable side panels, detachable, double	1	1
483 mm (19") profile rails, mounted in the front	2	2
483 mm (19") profile rails, mounted in the back	2	2
Depth support bars	4	4
Roof, ready for fan units	-	-
Roof with cable brush entries left + right, ready for fan units	1	1
Bottom with sliding cable entry	-	-
Bottom with sliding cable entry and cable brush entries left + right	1	1
Leveling feet	4	4
Castor set, 2 pieces lockable	4	4
Cable management ducts in the front, complete height	2	2
Screw installation set	1	1

Server Cabinet Unique Series

600, 800 mm width - 1000, 1200 mm depth



Server Cabinet Unique Series

600, 800 mm width - 1000, 1200 mm depth

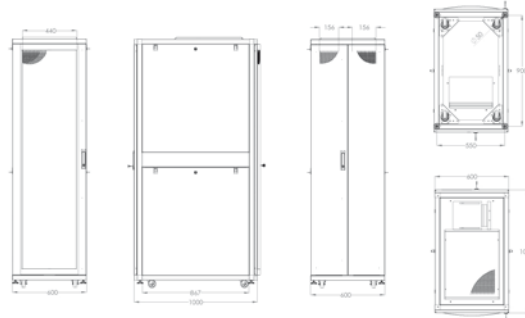
The Server Cabinets of the Unique Series are designed and produced for the high requirements of the IT infrastructure and cabling. With optimizations that series provides an optimum performance between quality and added value. Each cabinet is designed with strength, ease of use and aesthetics in mind.



Main Features

- Safety class IP20
- Front- and rear doors made out of 63% perforated steel
- Lock system with pivot lever on front- and rear door (ready for profile half cylinder)
- 230° door opening angle on front- and rear doors
- Double wing opening rear door
- Front door with 4-point locking and rear door with 3-point locking
- Horizontally separated side panels (two per side), lockable and detachable
- Incl. 4 pieces of leveling feet and 4 pieces of castor, already pre-configured under the cabinet (front castor are lockable)
- 483 mm (19") profile rails mounted on the front- and rear side inside of the cabinet, galvanized
- 483 mm (19") profile rails are adjustable in depth and with height unit marking
- Load capacity of 483 mm (19") profile rails: 1000 kg
- 1.5 mm strong steel sheet
- High frame rigidity due to special plate-curving-technique
- Built-in depth support bars (on cabinets from 26U) for more stability
- Sliding cable entry with rubber sealing on the top and base
- Roof and base with brushed cable entries left and right (on cabinets from 800 mm width)
- Special roof construction for fan unit, incl. perforated cover
- Several earthing points for rack components
- Rack is completely mounted
- Standard color: Grey (RAL 7035) and black (RAL 9005); other colors available on request

483 mm (19") Server Cabinet Unique Series // 600x1000 mm (WxD)



Product number information Server Cabinet Unique Series // 600x1000 mm (WxD)

Item code	EAN code	Variant	U	Color	RAL	Height (mm)	Width (mm)	Depth (mm)	Net weight (kg)	Load capacity (kg)
DN-19 SRV-26U-1	4016032331339	perforated door	26	Grey	7035	1260	600	1000	70	1000
DN-19 SRV-26U-B-1	4016032332503	perforated door	26	Black	9005	1260	600	1000	70	1000
DN-19 SRV-26U-GD-1	4016032334231	glass door	26	Grey	7035	1260	600	1000	70	1000
DN-19 SRV-26U-B-G-1	4016032332497	glass door	26	Black	9005	1260	600	1000	70	1000
DN-19 SRV-36U-1	4016032332527	perforated door	36	Grey	7035	1705	600	1000	97,2	1000
DN-19 SRV-36U-B-1	4016032332541	perforated door	36	Black	9005	1705	600	1000	97,2	1000
DN-19 SRV-36U-G-1	4016032332510	glass door	36	Grey	7035	1705	600	1000	97,2	1000
DN-19 SRV-36U-B-G	4016032332534	glass door	36	Black	9005	1705	600	1000	97,2	1000
DN-19 SRV-42U-N-1	4016032334248	perforated door	42	Grey	7035	1970	600	1000	114	1000
DN-19 SRV-42U-B-1	4016032332404	perforated door	42	Black	9005	1970	600	1000	114	1000
DN-19 SRV-42U-GD-1	4016032332589	glass door	42	Grey	7035	1970	600	1000	114	1000
DN-19 SRV-42U-B-GD-1	4016032332596	glass door	42	Black	9005	1970	600	1000	114	1000
DN-19 SRV-47U-N	4016032205838	perforated door	47	Grey	7035	2192	600	100	127	1000
DN-19 SRV-47U-B-1	4016032372530	perforated door	47	Black	9005	2192	600	100	127	1000
DN-19 SRV-47U-GD-1	4016032333135	glass door	47	Grey	7035	2192	600	100	127	1000
DN-19 SRV-47U-B-GD-1	4016032378075	glass door	47	Black	9005	2192	600	100	127	1000

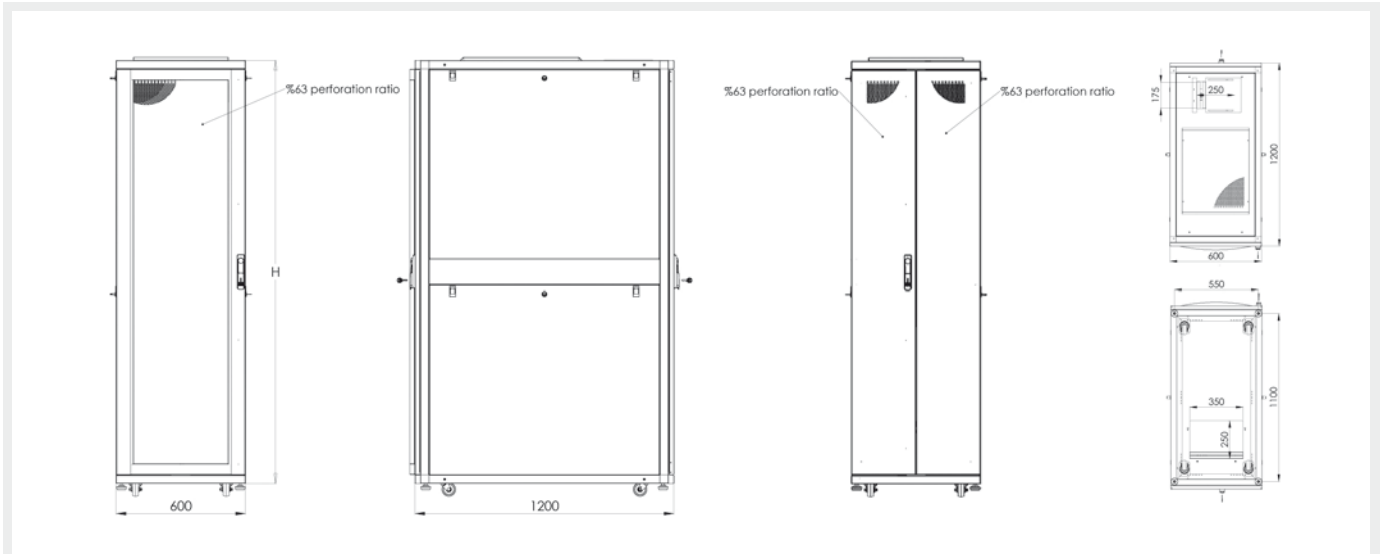
483 mm (19") Server Cabinet Unique Series // 800x1000 mm (WxD)



Product number information Server Cabinet Unique Series // 800x1000 mm (WxD)

Item code	EAN code	Variant	U	Color	RAL	Height (mm)	Width (mm)	Depth (mm)	Net weight (kg)	Load capacity (kg)
DN-19 SRV-42U-8-N-1	4016032334224	perforated door	42	Grey	7035	1970	800	1000	128	1000
DN-19 SRV-42U-8-B	4016032331766	perforated door	42	Black	9005	1970	800	1000	128	1000
DN-19 SRV-42U-8-N1GD	4016032378082	glass door	42	Grey	7035	1970	800	1000	128	1000
DN-19 SRV-42U-8-B-GD	4016032336600	glass door	42	Black	9005	1970	800	1000	128	1000
DN-19 SRV-47U-8-1	4016032333111	perforated door	47	Grey	7035	2192	800	1000	145	1000
DN-19 SRV-47U-8-B-1	4016032333128	perforated door	47	Black	9005	2192	800	1000	145	1000
DN-19 SRV-47U-8-GD-1	4016032333104	glass door	47	Grey	7035	2192	800	1000	145	1000
DN-19 SRV-47U-8-B-GD	4016032378099	glass door	47	Black	9005	2192	800	1000	145	1000

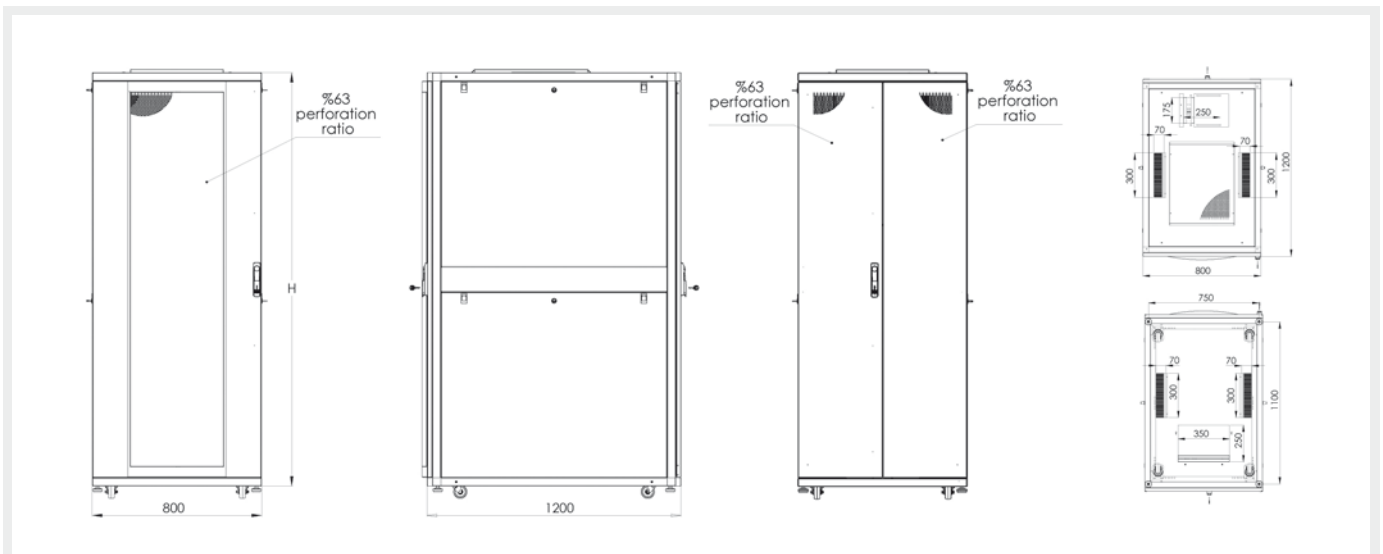
483 mm (19") Server Cabinet Unique Series // 600x1200 mm (WxD)



Product number information Server Cabinet Unique Series // 600x1200 mm (WxD)

Item code	EAN code	Variant	U	Color	RAL	Height (mm)	Width (mm)	Depth (mm)	Net weight (kg)	Load capacity (kg)
DN-19 SRV-42U-6/12	4016032364320	perforated door	42	Grey	7035	1970	600	1200	125	1000
DN-19 SRV-42U-6/12B	4016032364337	perforated door	42	Black	9005	1970	600	1200	125	1000
DN-19 SRV-47U-6/12	4016032364351	perforated door	47	Grey	7035	2192	600	1200	136	1000
DN-19 SRV-47U-6/12B	4016032364368	perforated door	47	Black	9005	2192	600	1200	136	1000

483 mm (19") Server Cabinet Unique Series // 800x1200 mm (WxD)



Product number information Server Cabinet Unique Series // 800x1200 mm (WxD)

Item code	EAN code	Variant	U	Color	RAL	Height (mm)	Width (mm)	Depth (mm)	Net weight (kg)	Load capacity (kg)
DN-19 SRV-42U-8/12	4016032361381	perforated door	42	Grey	7035	1970	800	1200	144	1000
DN-19 SRV-42U-8/12B	4016032364344	perforated door	42	Black	9005	1970	800	1200	144	1000
DN-19 SRV-47U-8/12	4016032364375	perforated door	47	Grey	7035	2192	800	1200	159	1000
DN-19 SRV-47U-8/12B	4016032364382	perforated door	47	Black	9005	2192	800	1200	159	1000

www.digitus-professional.com
info@digitus-professional.com

All brand names and logos that are mentioned are trademarks or registered trademarks of the respective owners. The right to make design-related variations from the photos, mistakes and technical changes is reserved. All information is provided without guarantee. We assume no liability for printing errors. The right to delivery is reserved and subject to availability. 01/2017

DM-30071

Distributed by