

USER MANUAL

60m HDMI 1.3 Extender

Enjoy the vivid world

Introduction

The Extender uses single cat5e or cat6(recommended) cables instead of HDMI cable to transmit high definition signal up to 60 meters, cutting down the cost. The Extender is designed to supply for long distance transmission of high definition signal.

TX

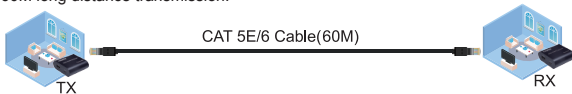


RX



Features

- 1: Support highest video resolution 1080p/60Hz;
- 2: 60M long distance transmission:



- 3: Low power consumption, low temperature and high safety.

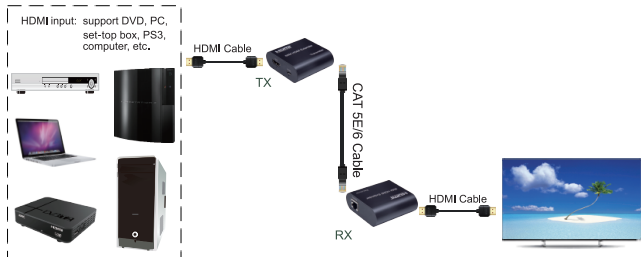
Specifications:

Length of CAT-6/CAT-5E cable between Rx and TX	Up to 60 meters
HDMI Input	1080p/1080i/720p/576p/576i/480p/480i
HDMI Output	1080p/1080i/720p/576p/576i/480p/480i
Max bandwidth	150MHz
Max baud rate	4.5Gbps
Input video signal	0.5~1.5Volts p-p
Output DDC signal	5Volts p-p (TTL)
Input HDMI cable distance	≤10m AWG26 HDMI standard cable
Output HDMI cable distance	≤15m AWG26 HDMI standard cable
TX Max working current	300mA
RX Max working current	300mA
Power adapter format	Input:AC (50HZ, 60HZ) 100V-240V; Output: DC5V/1A
Operating Temperature range	(-15 to +45 ℃)
Operating Humidity range	5 to 90%RH (No Condensation)
Dimension (L x W x H)	60x56x19 (mm)
TX Weight	53g
RX Weight	53g

Connecting and Operating:

- 1.Connect one HDMI cable between source device and TX Extender, the max cable distance is 10 meters;
- 2.Connect one HDMI cable between display device and RX Extender, the max cable distance is 15 meters;
- 3.Connect single cat-5e or cat-6(recommended) cables instead of HDMI cables between TX and RX Extender, the max cable distance is 60 meters;
- 4.Connect 5V power supply to the TX and RX;
- 5.LED indicator light:
TX LED indicator light: When there is signal input, it turns blue;
RX LED indicator light:When there is signal input, it turns blue;
- 6.EDID button: The button can support the switch of EDID between 720P and 1080P. (1080P is the default EDID when the power is on).

Connection diagram:



Application diagrams

HDMI extender is used in audio-visual conference, command and control center, ticketing platform, home theater, multi-media teaching, conference system and so on.



Audio-visual conference

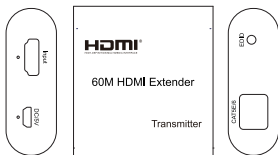


Command and control center

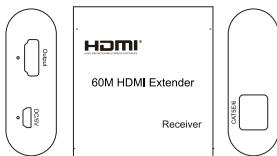


Home theater

Physical interface diagram



Port	Function description
Input	HDMI Input port
DC/5V	5V DC Power input port
CAT5E/6	Cat5e/6 cable connection port
EDID	1080P and 720P switch button (press for 3 seconds)



Port	Function description
Output	HDMI Output port
DC/5V	5V DC Power input port
CAT5E/6	Cat5e/6 cable connection port

The Package includes:

- | | | | |
|----------------|------|--------------------|------|
| 1. TX Extender | 1PCS | 3. Micro USB Cable | 2PCS |
| 2. RX Extender | 1PCS | 4. User Manual | 1PCS |