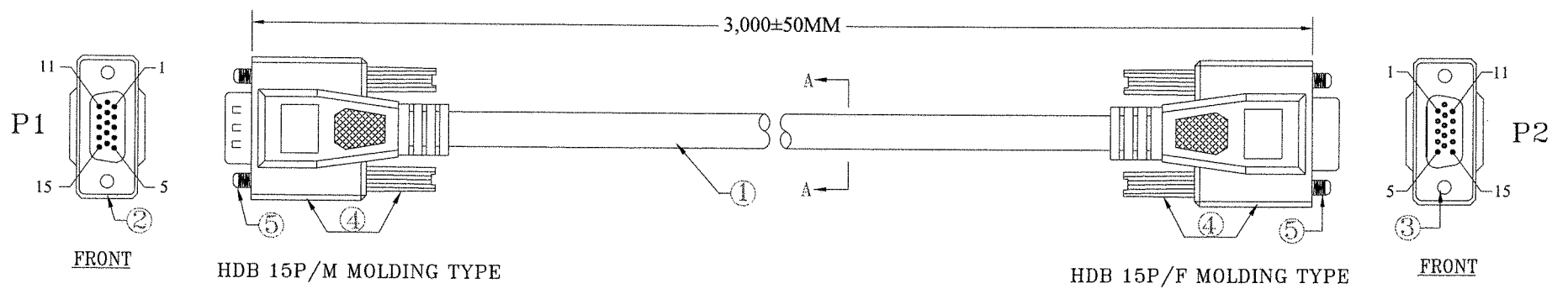
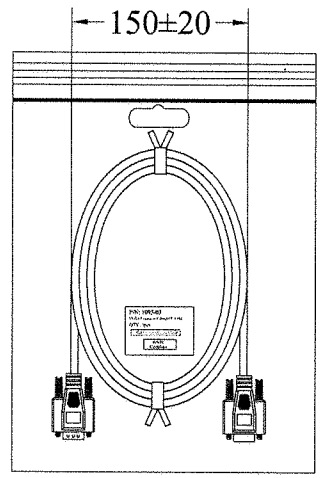
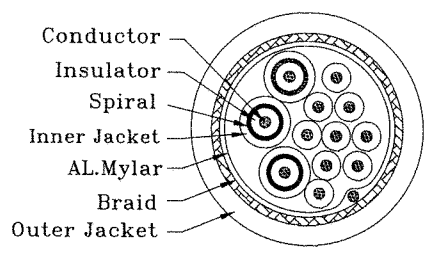


Signature	Revision History	Date	Rev.
Norman Xu	Firstly released	Apr.02.2009	01



X Version includes 2 x Ferrite Cores as standard



PIN OUT			
P1	P2	P1	P2
1 — RED	1	9 — PURPLE	9
6 — BLUE	6	10 — BLACK	10
2 — BLUE	2	11 — GREEN	11
7 — GREEN	7	12 — YELLOW	12
3 — GREEN	3	13 — ORANGE	13
8 — RED	8	14 — BLUE	14
4 — WHITE	4	15 — GRAY	15
5 — WHITE	5	SHELL — DRAIN	SHELL
		BRAID — BRAID	SHELL

- NOTES:
1. CABLE:[30#1C(7/0.10CCS)+S(22/0.10CCS)]*3COAX+9C*30#(7/0.10) +AL.MY+DW30#(7/0.10TC)
 2. CONNECTOR HDB 15PIN MALE, NICKEL PLATED SHELL, INSULATION BULE
 3. CONNECTOR HDB 15PIN FEMALE, NICKEL PLATED SHELL, INSULATION BULE
 4. MOLD MATERIAL: PVC BLACK
 5. SCREW #4-40 ,NICKEL PLATED

- ELECTRICAL TEST:
- <1>.100% OPEN SHORT & MISS WIRE TEST.
 - <2>.INSULATION RESISTANCE:DC 400V 10Mohm
 - <3>.CONDUCTOR RESISTANCE:5 ohm
- 2.MARKING: 80°C 30V LOW VOLTAGE COMPUTER CABLE SHELL & CABLE BRAID
 - 3.SHIELD: COPPER-FOIL 360° SOLDERED TO CONNECTOR
 - 4.PACKING: SEE THE DETAILED LIST

Date		Name		Part No.	
Apr.02,2009		Norman Xu		1095-xxx	
Checked by				Title:	
				SVGA EXTENSION cable	
				CCS CABLE	
Scale		N/A		Sheet	
Unit		MM		1/1	